

FY 2025
Camden One-Stop
Customer Check-in

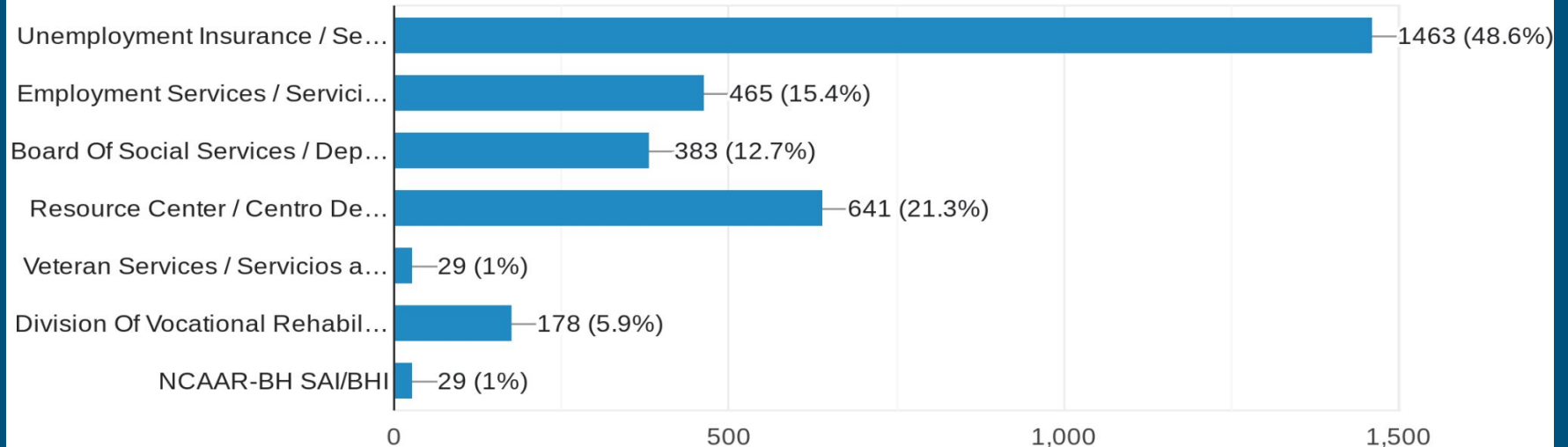
October 2024
3010 Services Provided
Average of 137 Customer Served per Day



49% of Total Customer Check-ins Were for UI *

Choose Your Service Provider / Elija Su Proveedor De Servicios

3,010 responses



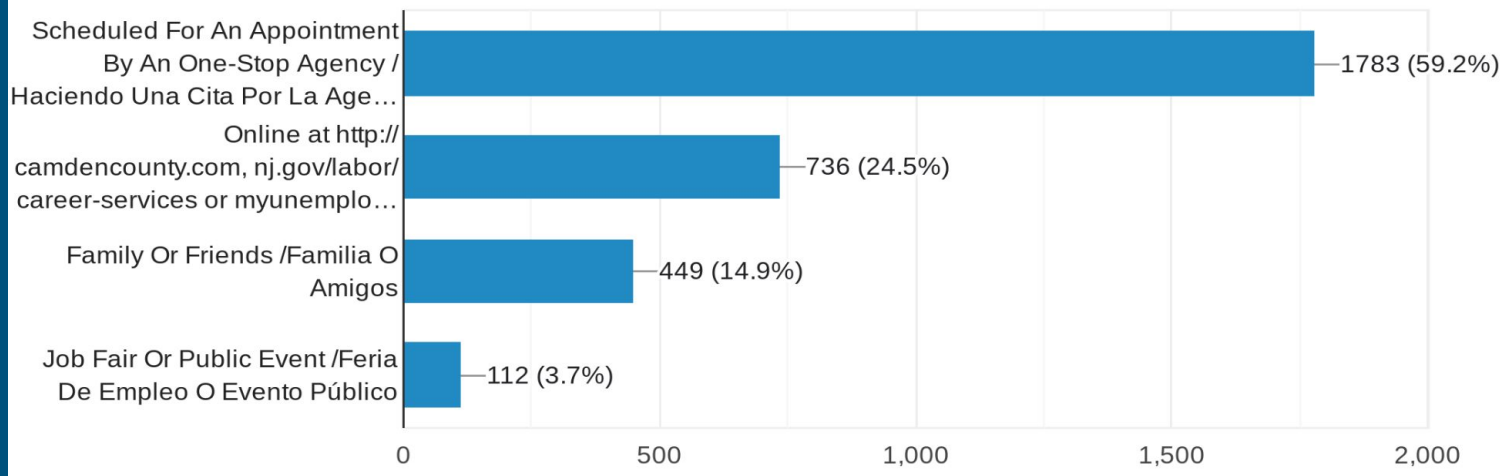
*Totals can equal more than 100% because multiple responses can be chosen

Why Customers Came into the One Stop

*59% Had Appts *25% Website Info *15% Family/Friends*

How Did You Hear About Our Available Services? ¿Cómo Se Enteró De Nuestros Servicios Disponibles?

3,010 responses

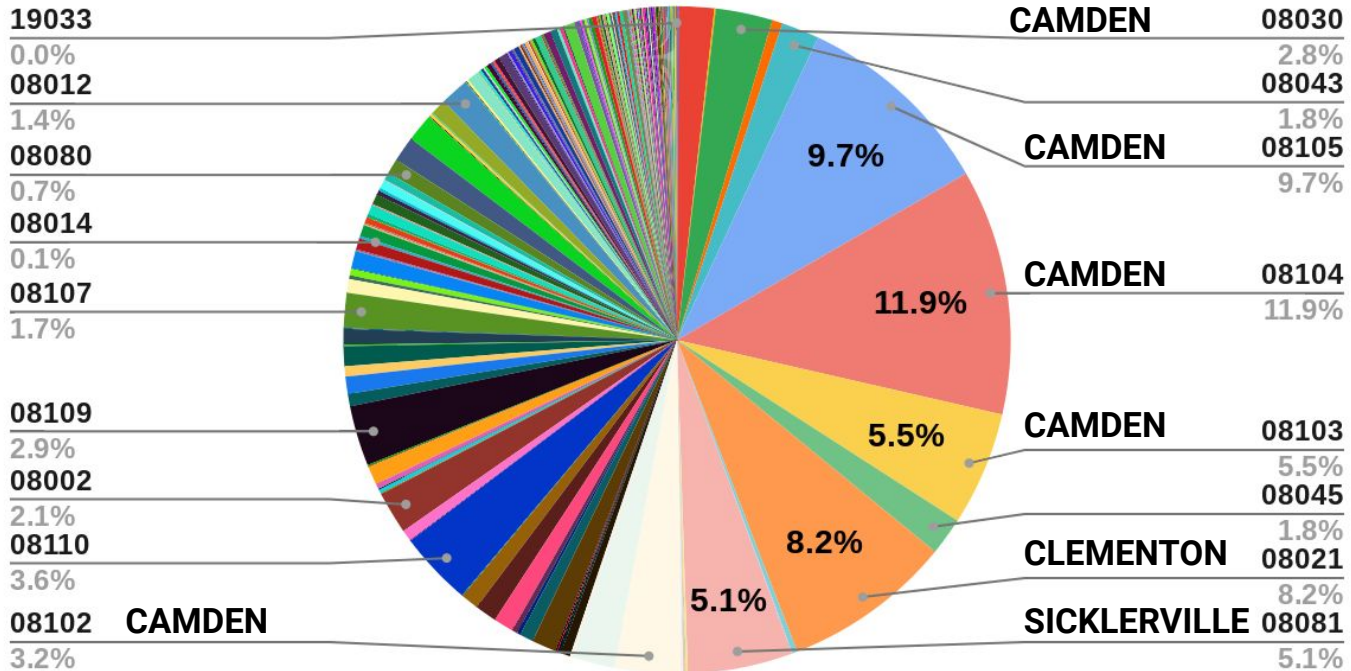


*Totals can equal more than 100% because multiple responses can be chosen

TOP ZIP CODES SERVED OF 3010 CUSTOMERS SERVED

CAMDEN - 30.3% / 912 CLEMENTON/SICKLERVILLE - 13.3% / 400

ZIP CODES OF CAMDEN ONE-STOP ONSITE CUSTOMERS OCTOBER 2024



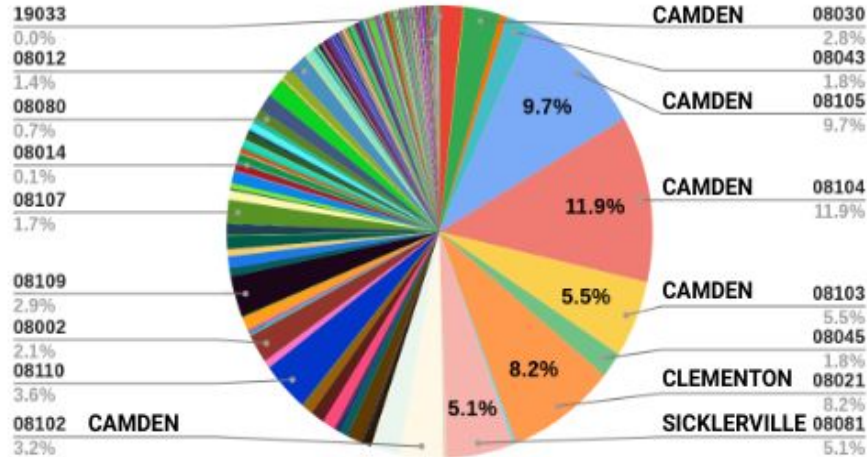
CAMDEN COUNTY ONE-STOP TOTAL ONSITE CUSTOMERS AND ZIP CODES OCTOBER 2024 COMPARED TO OCTOBER 2023

OCTOBER 2024-TOTAL CUSTOMERS-3010

CAMDEN - 30.3% / 912

CLEMENTON/SICKLERVILLE - 13.3% / 400

**ZIP CODES OF CAMDEN ONE-STOP ONSITE CUSTOMERS
OCTOBER 2024**



OCTOBER 2023-TOTAL CUSTOMERS-2526

CAMDEN - 25.4% / 644

CLEMENTON/SICKLERVILLE - 13.6% / 345

ZIP CODES OF CAMDEN ONE-STOP ONSITE CUSTOMERS-OCTOBER 2023

