

FY 2025
Camden One-Stop
Customer Check-in

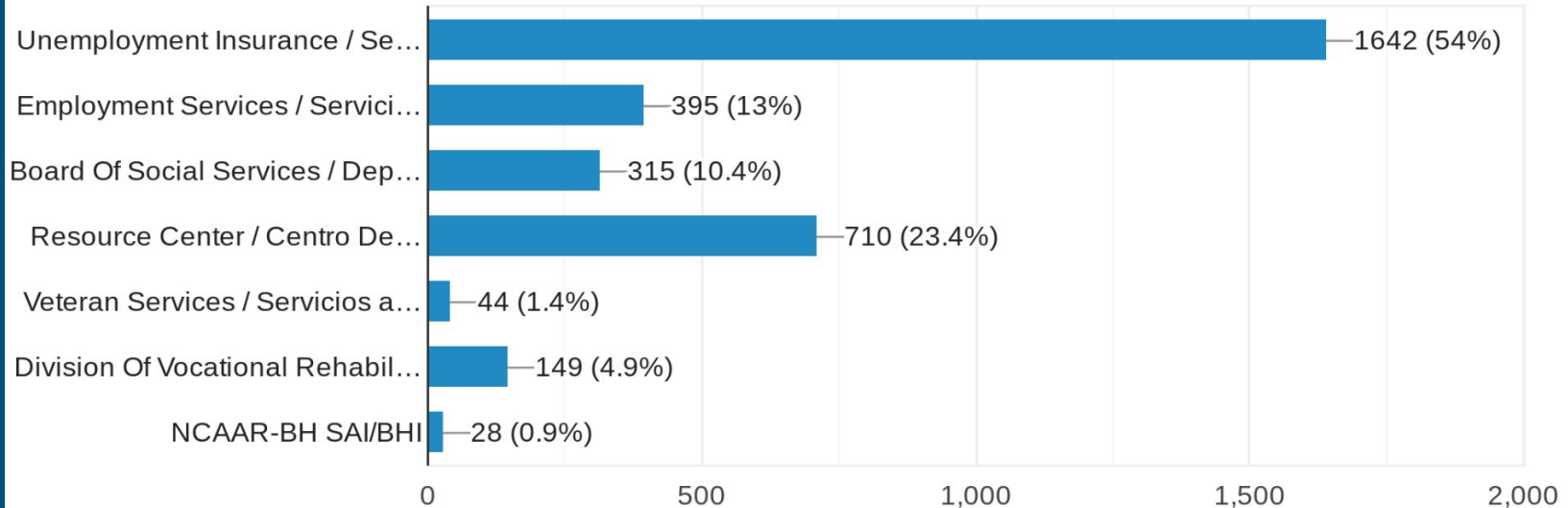
January 2025
3038 Services Provided
Average of 145 Customer Served per Day



54 % of Total Customer Check-ins Were for UI *

Choose Your Service Provider / Elija Su Proveedor De Servicios

3,038 responses



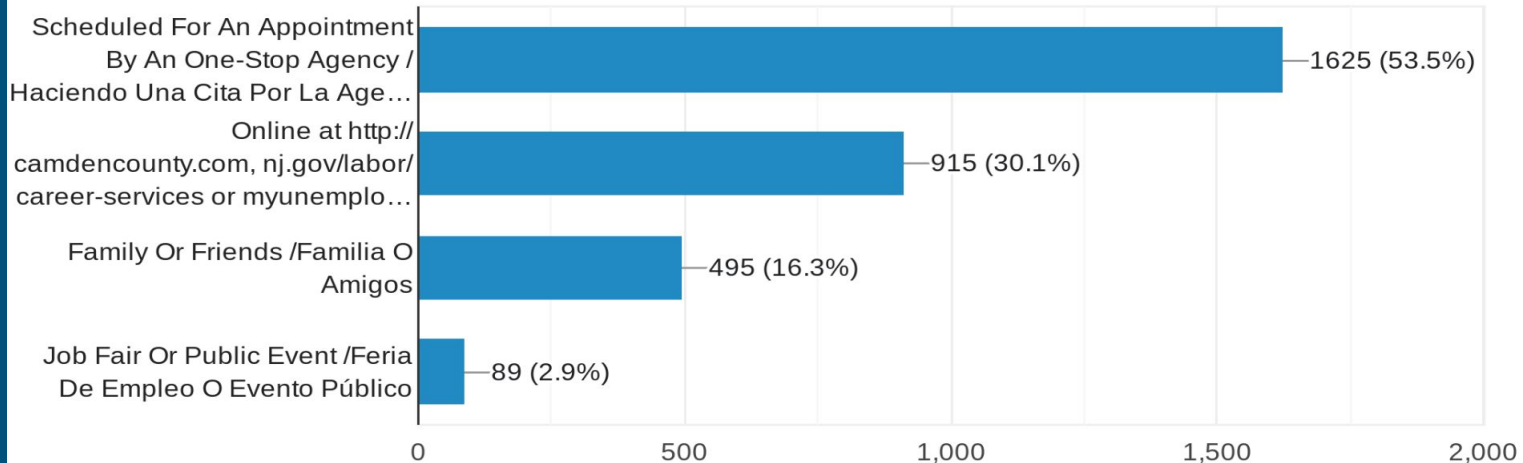
*Totals can equal more than 100% because multiple responses can be chosen

Why Customers Came into the One Stop

54% Had Appts *30% Website Info *16% Family/Friends

How Did You Hear About Our Available Services? ¿Cómo Se Enteró De Nuestros Servicios Disponibles?

3,038 responses

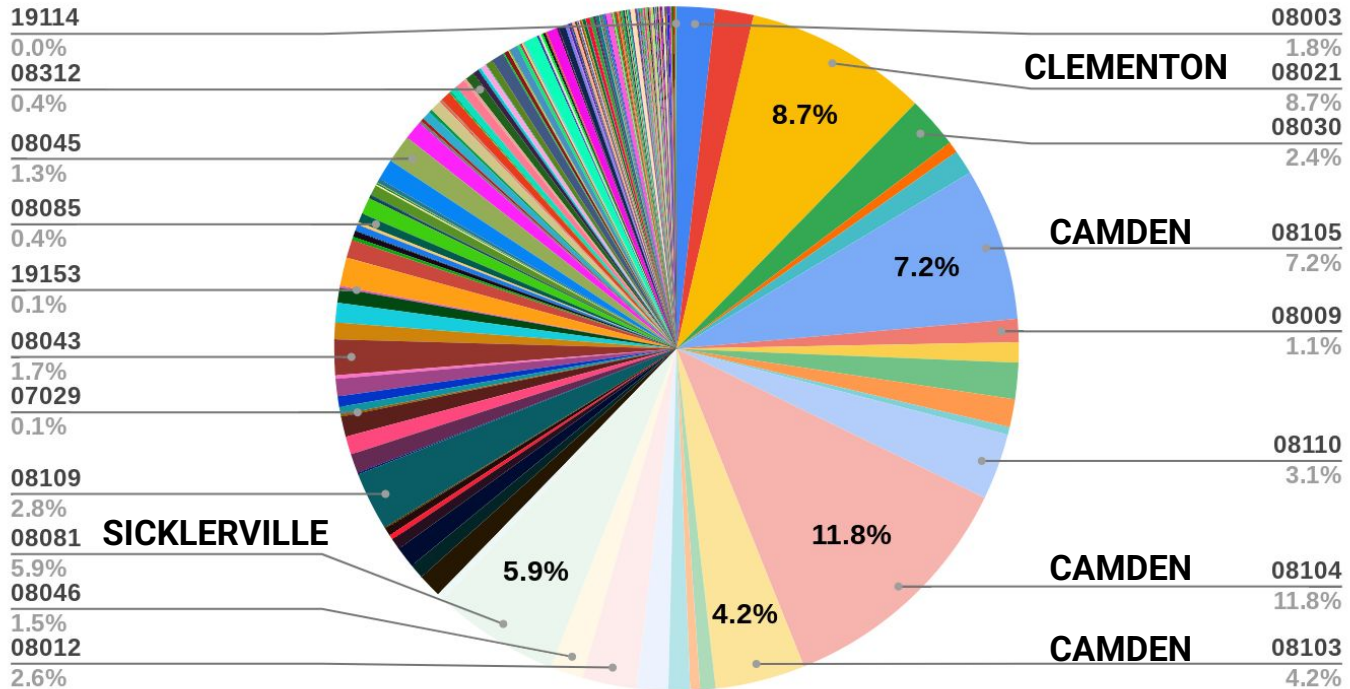


*Totals can equal more than 100% because multiple responses can be chosen

TOP ZIP CODES SERVED OF 3038 CUSTOMERS SERVED

CAMDEN - 25% / 760 CLEMENTON/SICKLERVILLE - 14.6% / 443

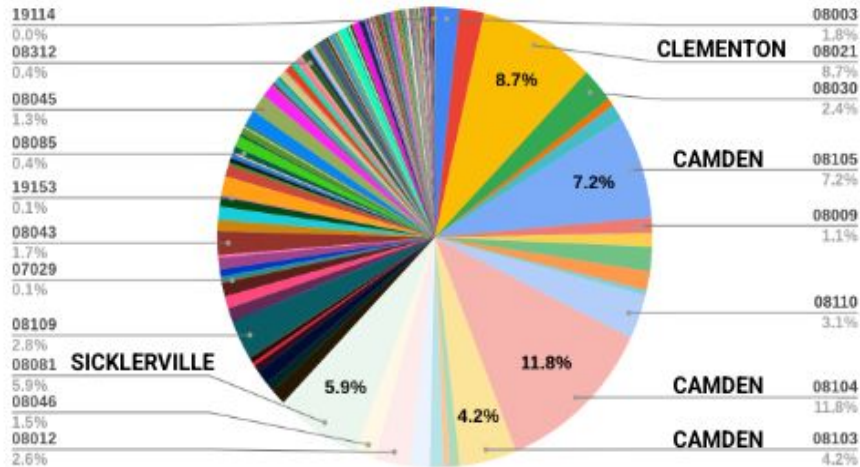
ZIP CODES OF CAMDEN ONE-STOP ONSITE CUSTOMERS JANUARY 2025



CAMDEN COUNTY ONE-STOP TOTAL ONSITE CUSTOMERS AND ZIP CODES JANUARY 2024 COMPARED TO JANUARY 2025

JANUARY 2025-3038 CUSTOMERS-145/DAY
CAMDEN - 25% / 760
CLEMENTON/SICKLERVILLE - 14.6% / 443

**ZIP CODES OF CAMDEN ONE-STOP ONSITE CUSTOMERS
JANUARY 2025**



JANUARY 2024 - 2448 AVERAGING 117/DAY
CAMDEN - 19.5% / 484
CLEMENTON/SICKLERVILLE - 15.2% / 372

ZIP CODES OF CAMDEN ONE-STOP ONSITE CUSTOMERS-JANUARY 2024

