



FY 2024
Camden One-Stop
Customer Check-in

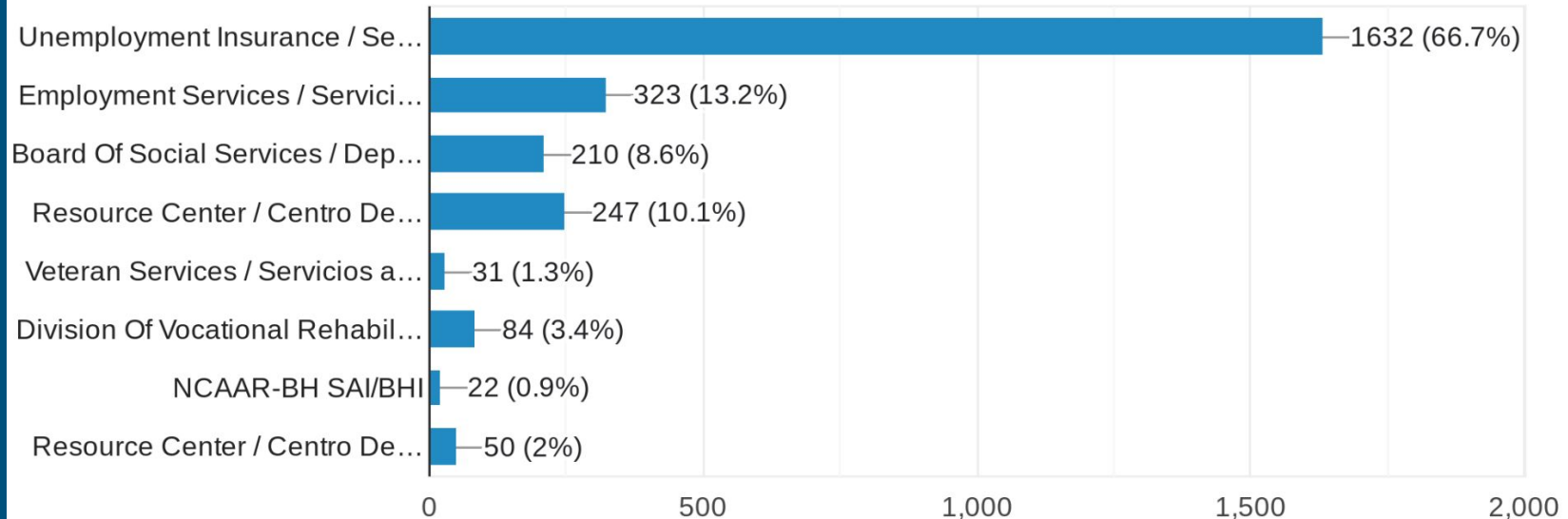
January 2024
2448 Services Provided
Average of 117 Customer Served per Day



67% of Total Customer Check-ins Were for UI

Choose Your Service Provider / Elija Su Proveedor De Servicios

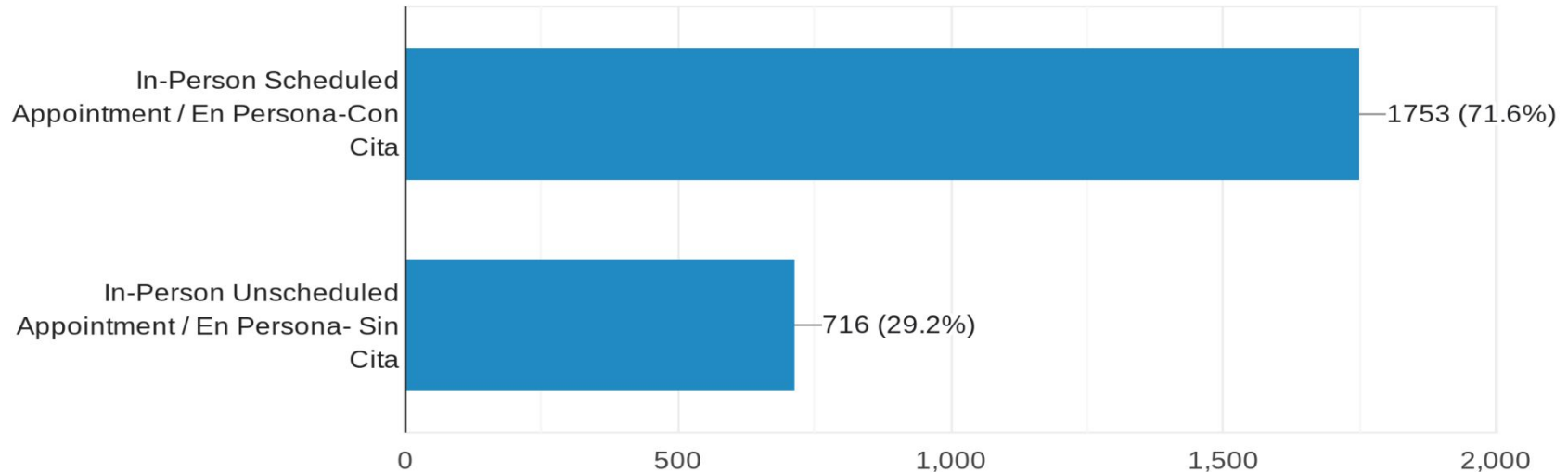
2,448 responses



72% of Customers Had a Scheduled Appointment

Choose Your Appointment Method / Escoja La Manera De Su Cita

2,448 responses

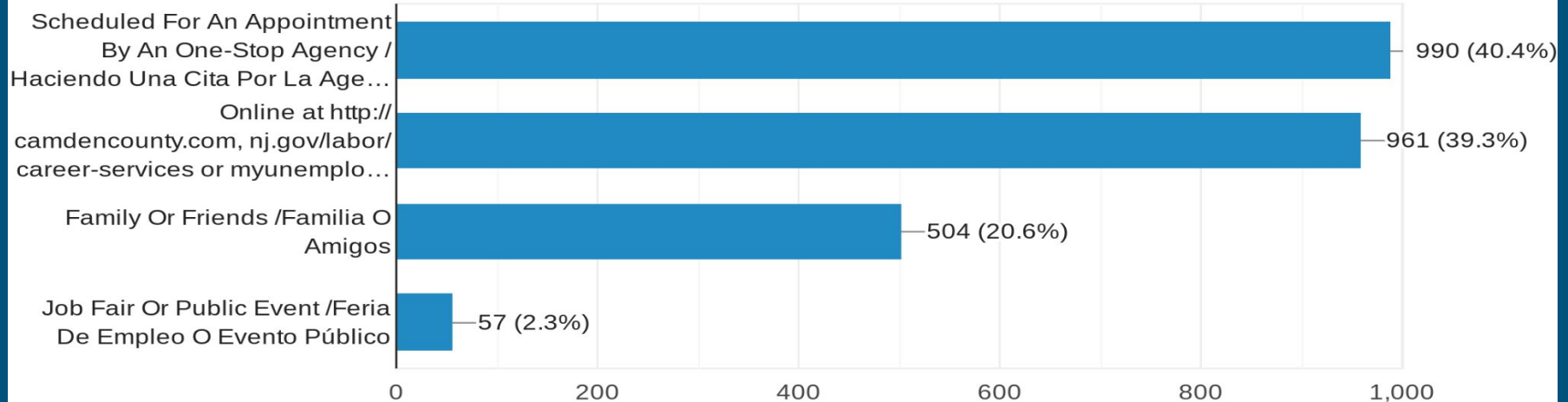


Why Customers Came into the One Stop

*40% Had Appts *39% Website Info *21% Family/Friends

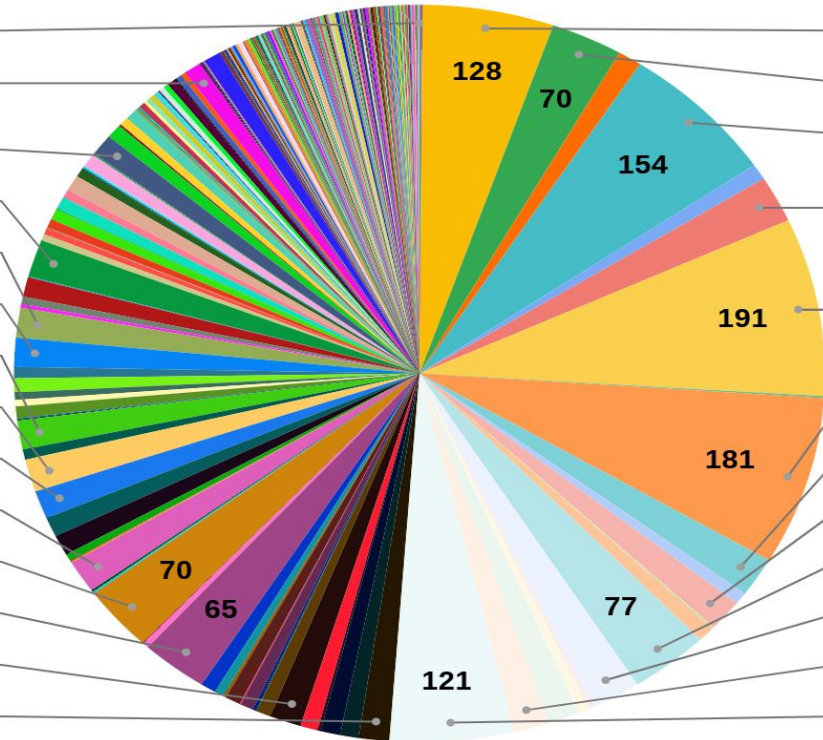
How Did You Hear About Our Available Services? ¿Cómo Se Enteró De Nuestros Servicios Disponibles?

2,448 responses



ZIP CODES OF CAMDEN ONE-STOP ONSITE CUSTOMERS-JANUARY 2024

- 19020 0.0%
- 08093 0.7%
- 08010 0.9%
- 08002 1.6%
- 08003 1.3%
- 08080 1.3%
- 08054 1.3%
- 08094 1.4%
- 08009 1.2%
- 08016 1.4%
- 08012 2.9%
- 08046 2.7%
- 08053 1.3%
- 08107 1.2%



- Camden** 08105 5.2%
- 08110 2.9%
- Camden** 08104 6.3%
- 08043 2.0%
- Sicklerville** 08081 7.8%
- Clementon** 08021 7.4%
- 08096 1.7%
- 08109 1.4%
- Camden** 08102 3.1%
- 08030 2.0%
- 08034 1.4%
- Camden** 08103 4.9%