



FY 2025 Camden One-Stop Customer Check-in

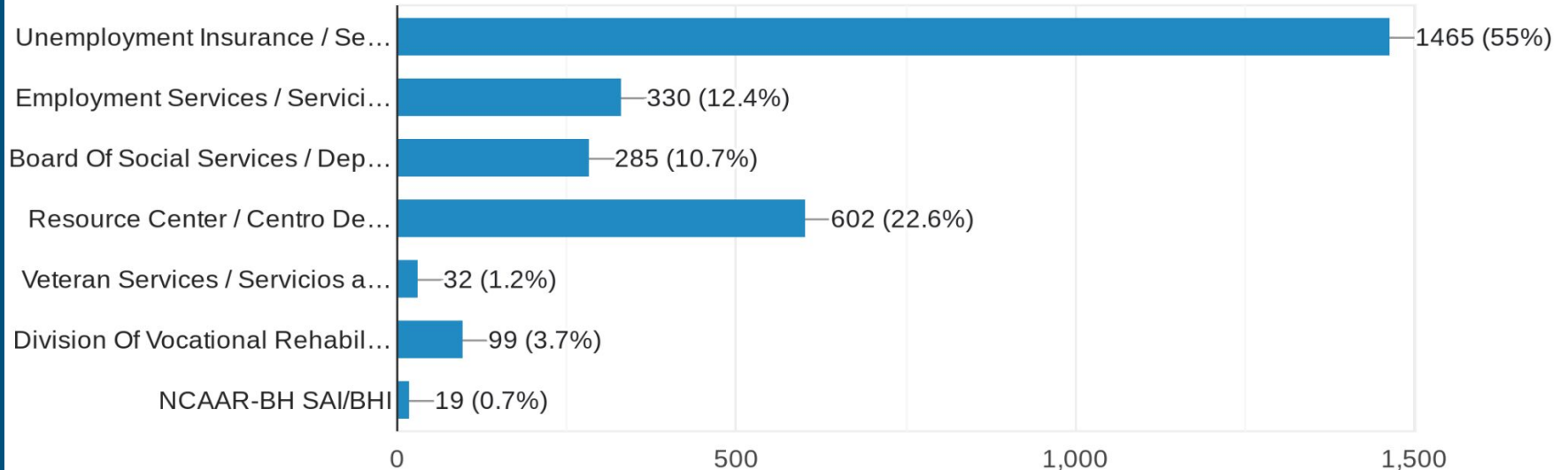
December 2024
2665 Services Provided
Average of 127 Customer Served per Day



55 % of Total Customer Check-ins Were for UI *

Choose Your Service Provider / Elija Su Proveedor De Servicios

2,665 responses



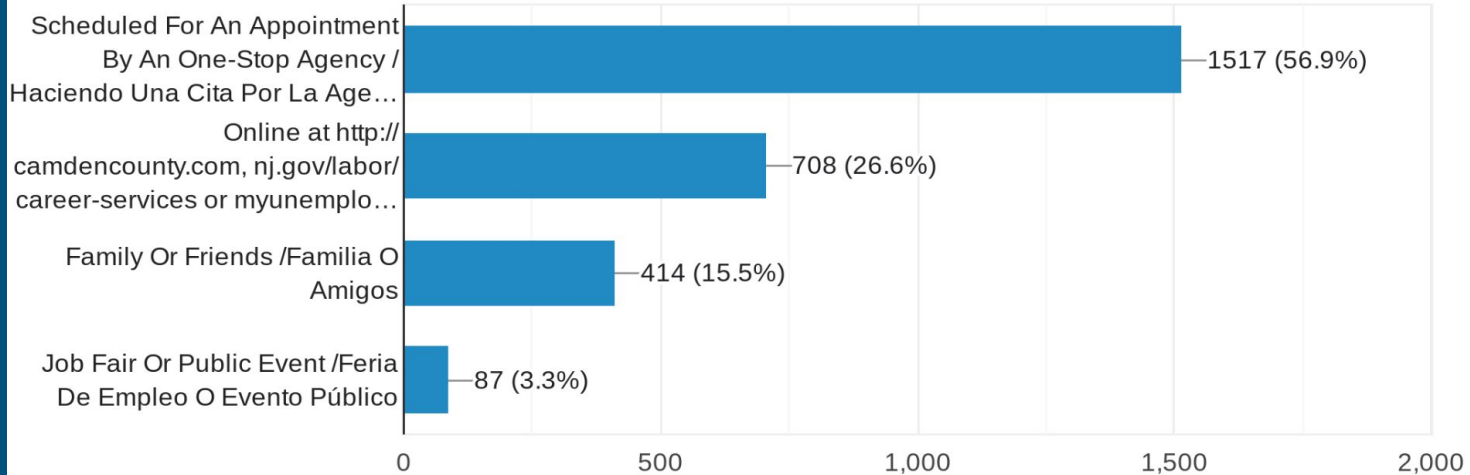
*Totals can equal more than 100% because multiple responses can be chosen

Why Customers Came into the One Stop

*57% Had Appts *27% Website Info *16% Family/Friends*

How Did You Hear About Our Available Services? ¿Cómo Se Enteró De Nuestros Servicios Disponibles?

2,665 responses

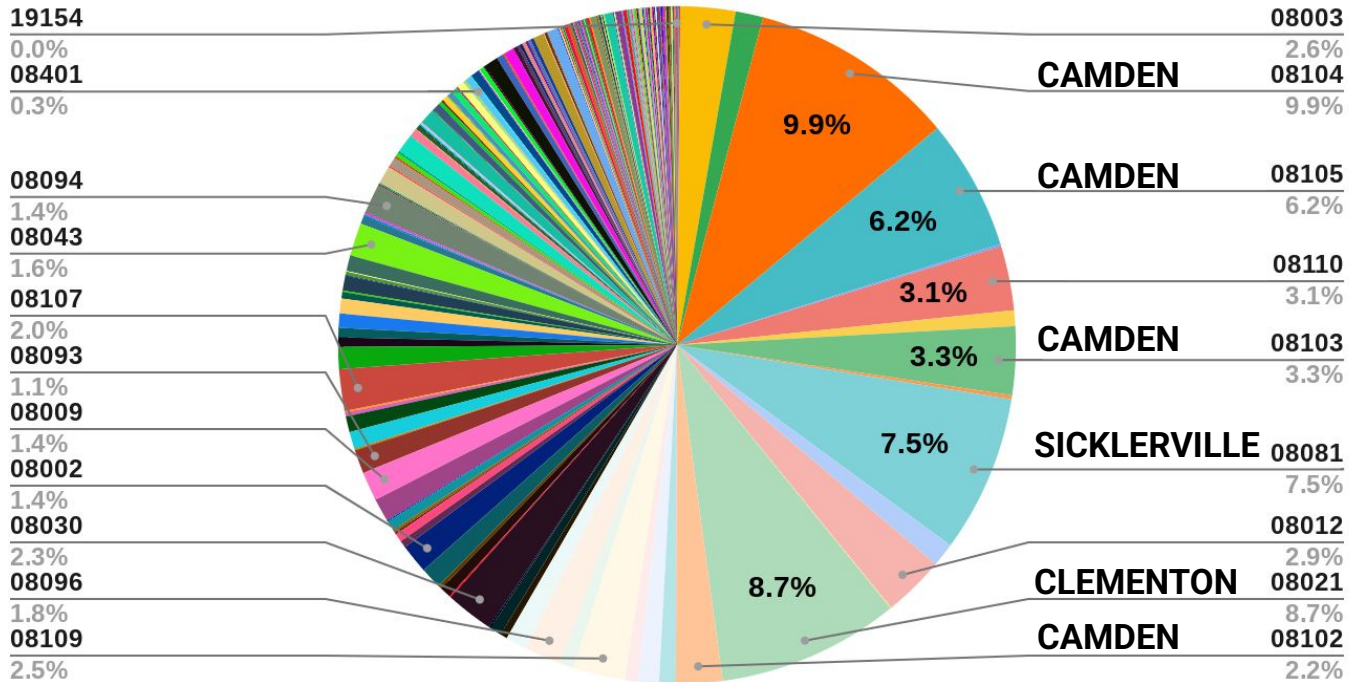


*Totals can equal more than 100% because multiple responses can be chosen

TOP ZIP CODES SERVED OF 2665 CUSTOMERS SERVED

CAMDEN - 21.6% / 575 CLEMENTON/SICKLERVILLE - 16.2% / 432

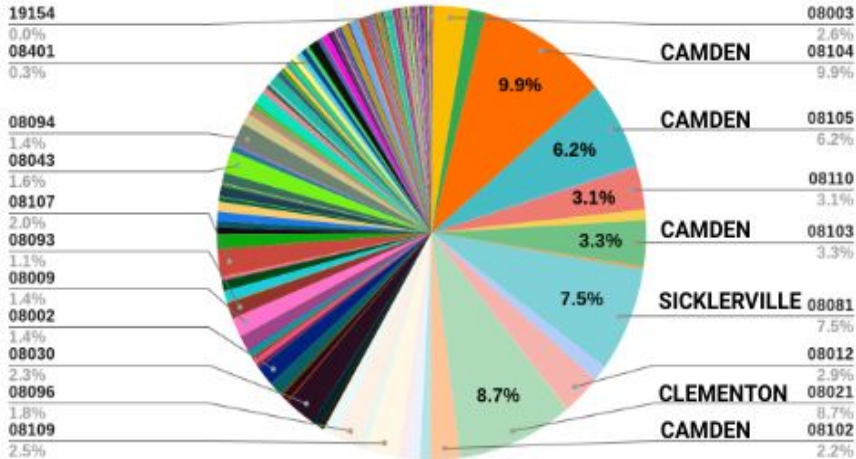
ZIP CODES OF CAMDEN ONE-STOP ONSITE CUSTOMERS DECEMBER 2024



CAMDEN COUNTY ONE-STOP TOTAL ONSITE CUSTOMERS AND ZIP CODES DECEMBER 2024 COMPARED TO DECEMBER 2023

DECEMBER 2024-TOTAL CUSTOMERS-2665
CAMDEN - 21.6% / 575
CLEMENTON/SICKLERVILLE - 16.2% / 432

**ZIP CODES OF CAMDEN ONE-STOP ONSITE CUSTOMERS
DECEMBER 2024**



DECEMBER 2023-TOTAL CUSTOMERS-2782
CAMDEN - 20% / 543
CLEMENTON/SICKLERVILLE - 13% / 357

ZIP CODES CAMDEN ONE-STOP ONSITE CUSTOMERS-DECEMBER 2023

