



FY 2026

Camden One-Stop

Customer Check-In Overview: Monthly
Totals and Daily Averages

YTD January 2026



January 2026 Summary



2908 Services
Provided

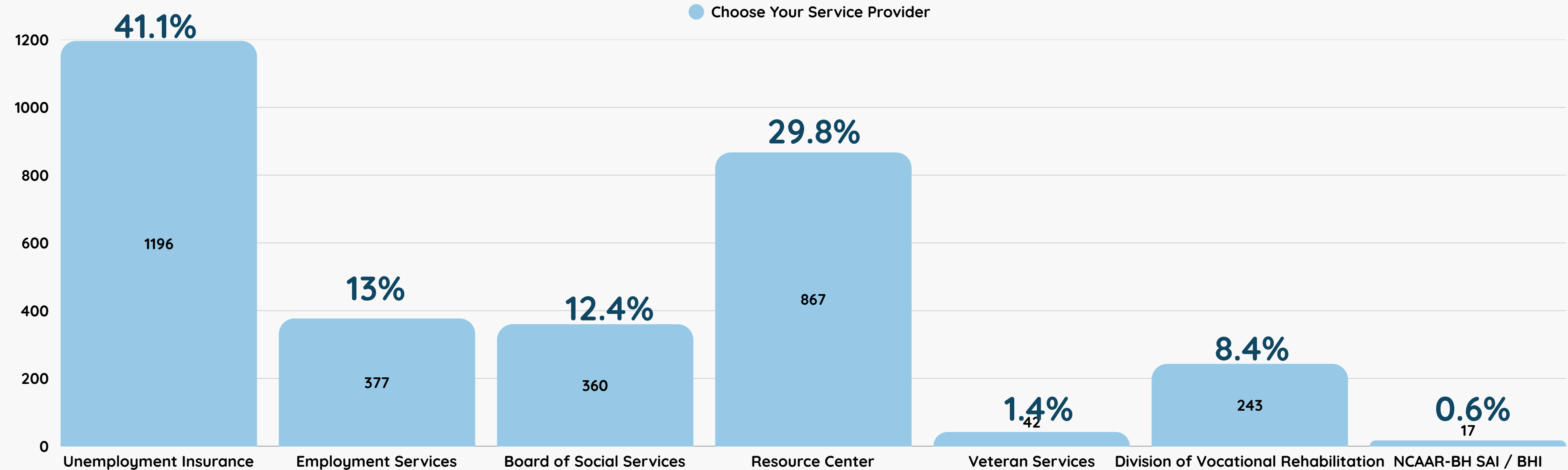


Avg. of 145
Customers Served
Per Day

41% of Total Customers Check-Ins Were For UI*



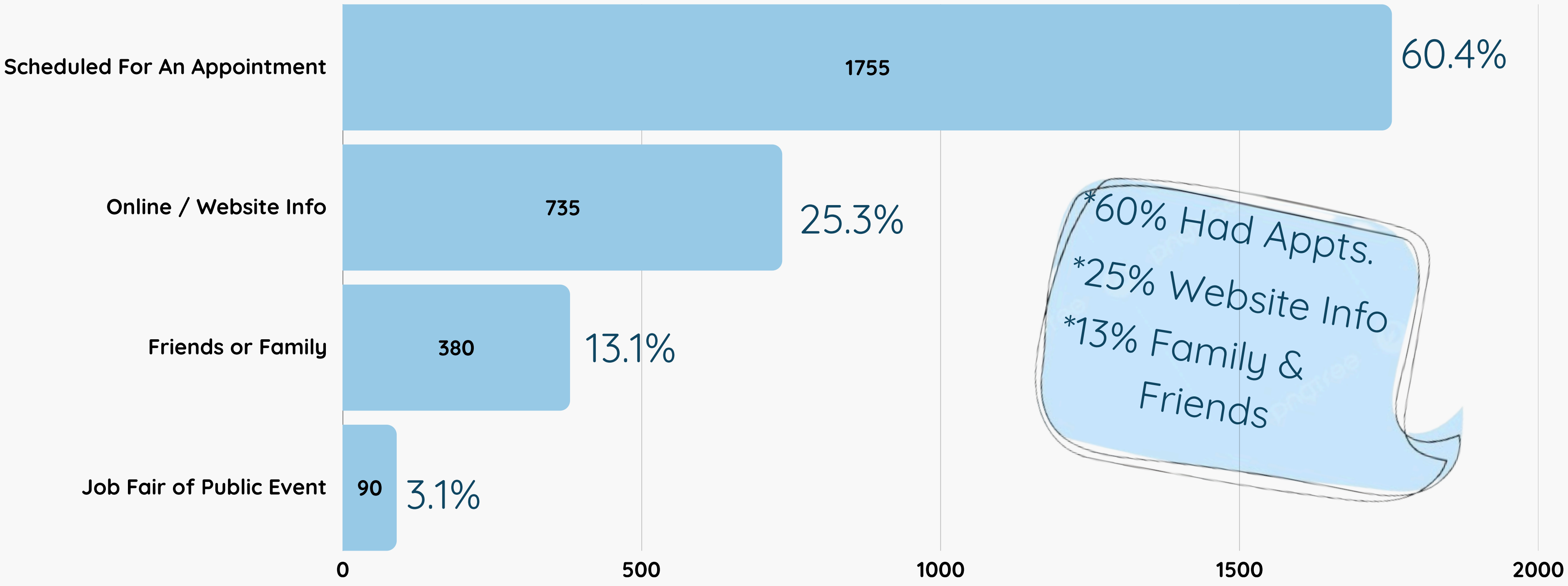
● Choose Your Service Provider



Why Customers Came Into The One-Stop?



● How Did You Hear About Our Available Services?



*Totals can equal more than 100% because multiple responses can be chosen

Top Zip Codes of 2908



CAMDEN

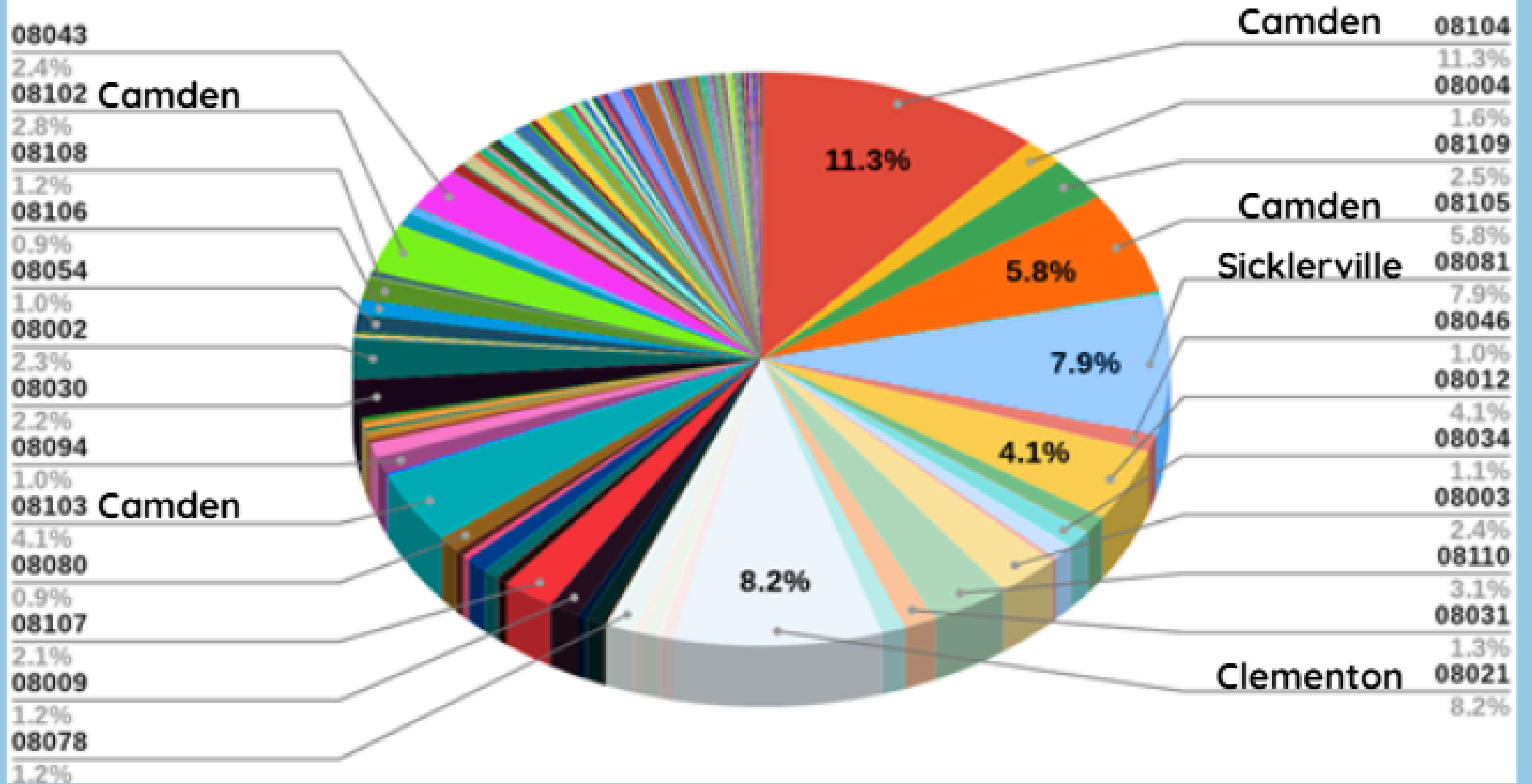
Customers Served - 24% / 697

CLEMENTON / SICKLERVILLE

Customers Served - 16.1% / 468



ZIP CODES OF CAMDEN ONE-STOP ONSITE CUSTOMERS - JANUARY 2026



Camden County One-Stop

Total Onsite Customers & Zip Codes

January 2026 Compared to January 2025

January 2026

Total - 2908 / 145 Per Day

Camden - 24% / 697

Clementon / Sicklerville - 16.1% / 468

January 2025

Total - 3038 / 145 Per Day

Camden - 25% / 760

Clementon / Sicklerville - 14.6% / 443

YTD January 2026 Summary



21,204
Services Provided
FY 2026



Avg. of 147
Customers
Served Per Day

Avg. of 3029
Customers
Served Per
Month



Camden One-Stop Customer Check-In Monthly Totals & Daily Averages

